

Review Article

## Efficacy of Anti-termite Extracts from Four Saharan Plants against the Harvester Termite, *Anacanthotermes ochraceus*

Khayra Mahmoudi<sup>1,2\*</sup>, Abdelkrim Cheriti<sup>1</sup>, Nouredine Boulouar<sup>1,3</sup>, Younes Bourmita<sup>1</sup> and Mohamed Didi Ould El Hadj<sup>4</sup>

<sup>1</sup>Phytochemistry and Organic Synthesis Laboratory, University of Tahri Mohammed Bechar, 08000 Algeria

<sup>2</sup>Biological Sciences Department, Faculty of Natural and Life Sciences, University of Kasdi Merbah Ouargla, 30000, Algeria

<sup>3</sup>Biological Sciences Department, Nour Bachir University Center, El-Bayadh 32000, Algeria

<sup>4</sup>Ecosystem Protection in Arid and Semi-arid Area Laboratory, University of Kasdi Merbah Ouargla, 30000, Algeria

### ABSTRACT

This study aimed to examine the anti-termite potential of four Saharan plant extracts, namely, the apple of Sodom or rubber bush, *Calotropis procera*; pergularia, *Pergularia tomentosa*; jimsonweed, *Datura stramonium*, and Egyptian henbane, *Hyoscyamus muticus* from Bechar (southwest of Algeria) on workers of the harvester termite, *Anacanthotermes ochraceus* (Isoptera: Hodotermitidae). A direct contact application test was conducted with five fractions from aqueous extracts of each part of plant species (leaves, stems) using hexane, dichloromethane, ethyl acetate, butanol, and exhausted fraction. A repellent test was realized with aqueous extracts (10%) of plant species leaves and stems. According to the direct contact application test, all tested plants fractions showed termiticidal activities

with different degrees. Butanolic fractions presented the best effects from leaves of *C. procera* and *P. tomentosa* with median lethal time ( $LT_{50}$ ) = 231.03 and 244.96 min, respectively. In the second test, wood samples were exposed to termite attack for four weeks, and the weight loss percentage was determined. The weight loss ranged from 0.034 to 16.90% at concentrations of 10% of plant extracts. The best repellent effect was obtained from leaves of *C. procera* (weight loss = 0.034%) and leaves

### ARTICLE INFO

*Article history:*

Received: 19 June 2021

Accepted: 18 August 2021

Published: 3 November 2021

DOI: <https://doi.org/10.47836/pjtas.44.4.09>

*E-mail addresses:*

kheira.mahmoudi05@yahoo.fr (Khayra Mahmoudi)

karimcheriti@yahoo.com (Abdelkrim Cheriti)

nouredine.boulouar@gmail.com (Nouredine Boulouar)

y18b08@yahoo.fr (Younes Bourmita)

mohameddididi@yahoo.fr (Mohamed Didi Ould El Hadj)

\*Corresponding author

of *D. stramonium* (weight loss = 1.29%). It was concluded that some Saharan plants are a good source of anti-termite compounds, especially *C. procera*.

*Keywords:* *Anacanthotermes ochraceus*, direct contact application, repellent test, Saharan plants

## INTRODUCTION

Termites are one of the most agriculturally important insects (Sahay et al., 2014). Nevertheless, despite some advantages of termites in soil reclamation, they are often called “silent destroyer” (Kamble & Thakor, 2017).

About 2,500 termite species worldwide, and about 10% are economically important as pests and consumption of cellulose-based plant materials (Ranjith et al., 2015). The termites are among the most problematic pests in agriculture and urban area. They cause significant annual crop loss and damage to buildings, especially in semi-arid tropics and sub-humid (Mokeddem et al., 2017). In addition, the harvester termite, *Anacanthotermes ochraceus* (Isoptera: Hodotermitidae), found in North Africa and Western Asia, is highly destructive on wood.

Previously, the control of termites is completely based on chemical products, particularly synthetic insecticides, such as persistent organochloride and organophosphate insecticides (Ranjith et al., 2015).

Indiscriminate use of chemical pesticides to control insect pests has contributed to a number of biological and environmental

hazards. These man-created problems have further resulted in phytotoxicity, mammalian toxicity, biomagnification of pesticide residue, insect resistance, insect resurgence, and increased cost of production (Dipendra et al., 2012). Therefore, replacing synthetic insecticides with bio-rational control is universally acceptable and practical (Ranjith et al., 2015).

With the restriction of synthetic chemical use, termite control is currently focusing on various safer strategies. A wide range of toxic plants, repellent, or have some anti-feeding properties are considered as being insecticidal (Dodji et al., 2016).

There has been a growing interest in termite control by using plants that are known to have chemicals that protect them from different insect pests and microorganisms. Insecticides of plant origin have received significant attention due to their effectiveness on many economically important harmful insects and environmental compatibility. In addition, plant products are considered safer and an alternative to toxic synthetic chemicals (Dipendra et al., 2012). Therefore, various plant extracts have been studied for their toxicity, repellency, and attractancy on termites and insect species (Nazeer et al., 2016).

This study is the continuation of work carried out, done in our laboratory. It was demonstrated that the aqueous extracts of four Saharan plant species, namely, the apple of Sodom or rubber bush, *C. procera*; pergularia, *P. tomentosa*; jimsonweed, *D. stramonium*, and Egyptian henbane, *H. muticus*, were effective against *A. ochraceus*

using direct contact application (Bourmita et al., 2013). This investigation aims to evaluate the efficacy of fractions from aqueous extracts from these plants on *A. ochraceus*. In addition, a repellent test was also conducted with these aqueous extracts (10%) to evaluate their full insecticidal effect.

## MATERIALS AND METHODS

### Plant Materials

The plants collected from the Bechar region, Southwestern Algeria and used in this study were: *Calotropis procera* (Asclepiadaceae) CA04/02, *Pergularia tomentosa* (Asclepiadaceae) CA00/44, *Datura stramonium* (Solanaceae) CA00/50, and *Hyoscyamus muticus* (Solanaceae) CA00/43 (Cheriti, 2002). The plants were identified, and voucher specimens were deposited at the herbarium of Phytochemical and Organic Synthesis Laboratory (POSL), Bechar University, Bechar, Algeria.

### Plant Extract Preparations

The leaves of each plant species were dried for seven to fifteen days in the shade at an ambient temperature of 25 to 35 °C. The dried leaves (150 g) were powdered and extracted with 1.5 L of distilled water for 3 hr, and the obtained filtrates were evaporated to remove one-third of water and extracted with four solvents. In a separating funnel, we performed an extraction was performed with solvents. After stirring, each portion of solvent (100 mL) remained in contact with the aqueous phase for 20 min. The operation

was repeated four times for each solvent. Five fractions were obtained (hexane, dichloromethane, ethyl acetate, butanol, and exhausted fraction). The extracts were concentrated under reduced pressure at 45 °C, and the obtained residues were stored at 5 °C until use for testing against *A. ochraceus*.

### Collection of Termite

The termite, *A. ochraceus*, was collected on Bechar University (UTMB), Bechar, Algeria, and acclimatized under laboratory conditions 28 to 30 °C and 70 to 80% relative humidity in total darkness. The captured termites were immediately separated from the deadwood and placed inside a room containing wooden sticks as a food source.

### Biological Tests

#### Direct Contact Application Method.

Whatman No.1 filter papers were soaked with 400 µL of each extract (dilution: 10%) and put with ten workers of *A. ochraceus* in Petri dishes (90 mm diameter). Filter papers were given as a sole source of food for insects. Filter papers soaked with 400 µL of distilled water were used as control. The mortality was calculated every 30 min for 24 hr.

#### Determination of Survival Duration

The average percent mortality of termite was corrected by using Schneider-Orelli's formula (Schneider-Orelli, 1947) before subjected it to regression analysis as in Probit analysis by Finney (1971) for

determination of the median lethal time,  $LT_{50}$  values, as in Bourmita et al. (2013). Schneider-Orelli's corrected mortality formula was as follows:

$$M_c = \frac{M_2 - M_1}{100 - M_1} \times 100$$

where,

$M_c$  = Corrected mortality (%)

$M_2$  = Mortality in the treated population (%)

$M_1$  = Mortality in the control population (%)

### Repellent Test (Weight Loss)

The test was performed to check the

repellent effect of each aqueous extract from leaves and stems of four plant species. The test was carried out by using wood pieces treated with different extracts. A sufficient number of white wood pieces were cut and well dried, and weighed. All samples have constant dimensions (20 x 5 x 2 cm).

The wood samples were treated with 10% aqueous extracts dilution for 1 hr in plastic bottles. The treated wood samples were air-dried and implanted in termite-infested areas (Lahmar region, southwest of Algeria). They were exposed to termite attacks for four weeks (López-Naranjo et al., 2014), then collected, cleaned, dried, and weighed to determine the weight loss (Figures 1 and 2).




Figure 1. (A) Dimension of wood sample; (B) Samples treated with 10% aqueous extracts for 1 hr in plastic bottles




Figure 2. (A) Samples exposed to termite attack for four weeks; (B) Positive trapping of wood attacked by termite after four weeks.

### Weight Loss Analysis

After four weeks of the exposure period, the wood samples were removed, cleaned, dried during the day, and weighed to determine the weight loss.

The difference between damaged and intact wood samples was measured, and the weight loss percentage was calculated as follows:

$$\% \text{ weight loss} = (W_3 - W_4 / W_3) \times 100$$

where,

$W_3$  = weight of test block after treatment

$W_4$  = weight of test block after exposure to termite attack (Funke et al., 2015)

The weight loss in wood sample was recorded as percentage

### RESULTS

The aqueous plant extracts from *C. procera*, *P. tomentosa*, *D. stramonium*, and *H. muticus*

were evaluated for their anti-termite efficiency against *A. ochraceus* by direct contact application and repellent test. The results are illustrated in Table 1 and Figure 3 below: as for the termite mortality after 8 hr, it was 100% with 10% of the leaves extract of the plant after 24 hr of treatment compared with the control using distilled water.

The test result showed that the  $LT_{50}$  of the butanolic extracts of the leaves of *C. procera*, *P. tomentosa*, and *H. muticus* were 231.030, 244.960, and 257.520 min, respectively; and that of the ethyl acetate extracts of the leaves of *D. stramonium* was 265.089 min.

### Repellent Test (Weight Loss)

The weight loss in a wood sample due to termite attack was recorded in percentage, as shown in Figure 3. The results corresponded with the extent of termite attack on the wood samples treated with aqueous



Table 1

Effect of different plant extracts on median lethal time ( $LT_{50}$ ) of *Anacanthotermes ochraceus* population

Plant species	Extract	Regression equation	Coefficient of regression ( $R^2$ )	Median lethal time ( $LT_{50}$ ) (in min)
<i>Pergularia tomentosa</i>	<i>n</i> -hexane	$y = 2.728x - 2.295$	$R^2 = 0.645$	472.193
	Dichloromethane	$y = 2.794x - 2.352$	$R^2 = 0.646$	427.910
	Ethyl acetate	$y = 2.747x - 2.260$	$R^2 = 0.644$	439.423
	<i>n</i> -butanol	$y = 2.737x - 1.539$	$R^2 = 0.842$	244.960
	Exhausted fraction	$y = 2.781x - 2.608$	$R^2 = 0.575$	544.134
<i>Hyoscyamus muticus</i>	<i>n</i> -hexane	$y = 2.937x - 2.538$	$R^2 = 0.687$	368.607
	Dichloromethane	$y = 2.850x - 2.493$	$R^2 = 0.687$	425.718
	Ethyl acetate	$y = 2.838x - 2.496$	$R^2 = 0.689$	437.821
	<i>n</i> -butanol	$y = 3.050x - 2.353$	$R^2 = 0.721$	257.520
	Exhausted fraction	$y = 2.950x - 2.893$	$R^2 = 0.623$	473.797
<i>Calotropis procera</i>	<i>n</i> -hexane	$y = 2.686x - 1.965$	$R^2 = 0.760$	391.800
	Dichloromethane	$y = 2.676x - 1.485$	$R^2 = 0.840$	265,089
	Ethyl acetate	$y = 2.633x - 1.541$	$R^2 = 0.814$	304.950
	<i>n</i> -butanol	$y = 2.835x - 1.701$	$R^2 = 0.805$	231.030
	Exhausted fraction	$y = 2.868x - 2.817$	$R^2 = 0.626$	531.600
<i>Datura stramonium</i>	<i>n</i> -hexane	$y = 2.889x - 2.600$	$R^2 = 0.684$	430.026
	Dichloromethane	$y = 3.061x - 2.756$	$R^2 = 0.666$	341.830
	Ethyl acetate	$y = 2.655x - 1.435$	$R^2 = 0.841$	265.290
	<i>n</i> -butanol	$y = 3.236x - 3.129$	$R^2 = 0.564$	325.126
	Exhausted fraction	$y = 2.847x - 2.509$	$R^2 = 0.689$	434.023

extracts of *C. procera*, *D. stramonium*, *H. muticus*, and *P. tomentosa*.

The changes in weight loss of wood samples treated with different aqueous extracts of plants (natural resistance) compared with the wood treated with distilled water as controls are shown in Figure 3. Regarding extracts as a preservative substance, 10% of the extract concentrations strongly affect the *A. ochraceus* termite

species tested. Figure 3 showed the percent weight loss of wood samples treated by aqueous extracts, initial and final weight of each sample after planting in the experimental sites for 30 days; some differences were noted. Regarding the use of aqueous extract as a preservative substance, the concentrations of 10% showed the weight loss of the leaves of *C. procera* (0.034%), the stems of *H. muticus* (1.71%), stems and

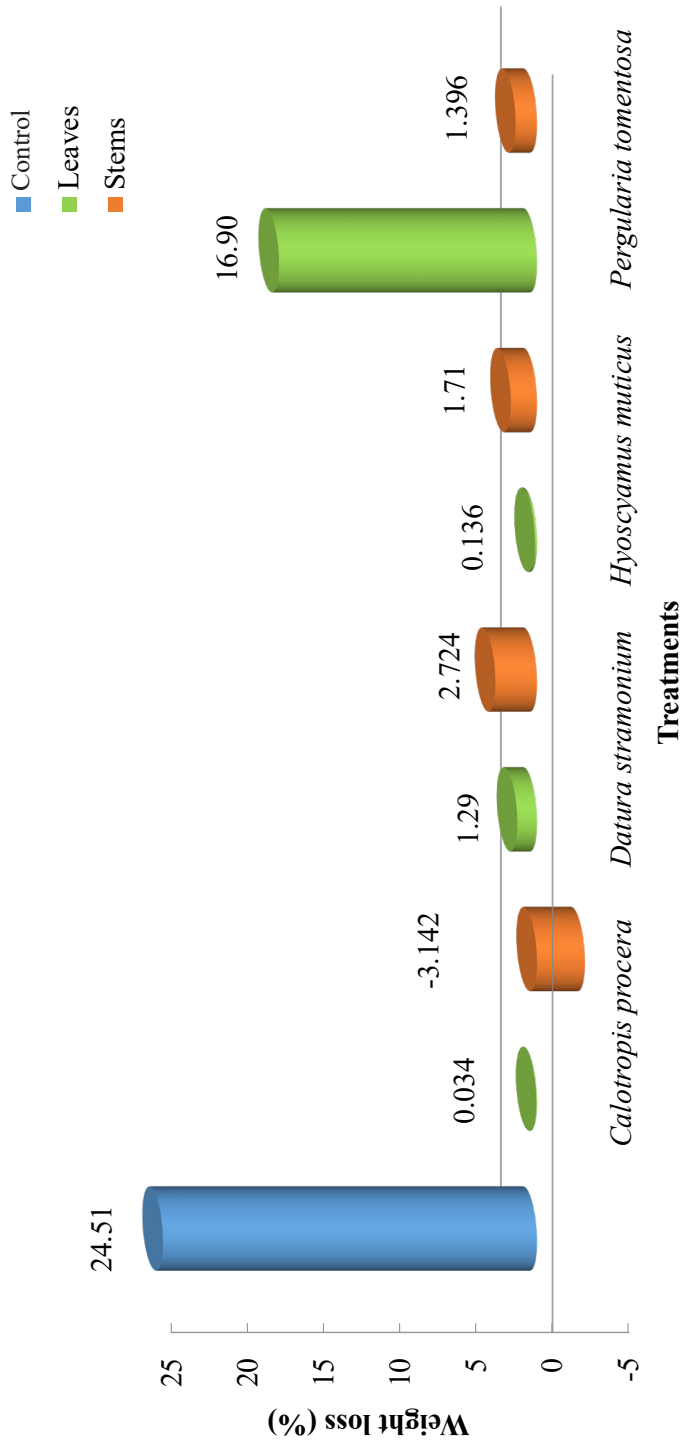


Figure 3. Weight loss of wood samples treated with 10% aqueous plant extracts after four weeks

leaves of *D. stramonium* (2.724% and 1.29%), respectively, and the leaves of *P. tomentosa* with 16.90%. Such increases indicated that the wood without preservatives (lower control) lost more than 24.51% weight compared to 10% of the plant extracts treatment. The negative weight loss of the stems of *C. procera* (-3.142%) and the stems of *P. tomentosa* (-4.396%) was due to the presence of humidity during this planting period.

## DISCUSSION

The four Saharan plants, namely, *C. procera*, *P. tomentosa*, *D. stramonium*, and *H. muticus*, were selected to determine their biological activities and examined their anti-termite potential and efficacy to develop an alternative control against the termite, *A. ochraceus*. In addition, the assessment of mortality using the  $LT_{50}$  and the repellent test (weight loss) were carried out with their leaf aqueous extracts.

Vinothkumar et al. (2018) reported that among various control measures, chemical control stood first in termite management in sugarcane in Tamil Nadu, southern India. The continuous use of synthetic insecticides in termite control is known to cause aquatic and environmental pollution, lethal effects on non-target organisms and has resulted in the need to search for plant-derived compounds as an alternative (Hridayesh et al., 2016). However, many plant species can be used as botanical insecticides (Abbasipour et al., 2011a). These compounds act as fumigants, contact insecticides, repellents, and antifeedants (Zoubiri & Baaliouamer, 2014).

The result of the bioassay reported in Table 1 and Figure 3 showed the toxic action of the extracts from the leaves of *C. procera*, *P. tomentosa*, *D. stramonium*, and *H. muticus* to workers of *A. ochraceus* after 24 hr of treatment. In addition, the changes in weight loss of wood samples treated with different aqueous plant extracts compared with those treated with distilled water as control were observed (Figure 3). This change is due to their repellent effects against termite attacks. Conceivably, the plant extracts may contain bioactive substances that are toxic and deter feeding to termites. In contrast, the direct contact application method revealed that the percent mortality recorded at 10% concentration of the leaf extract of *C. procera* caused the highest mortality with  $LT_{50} = 231.03$  min (Table 1).

The perusal of literature revealed a finding supporting results of the present work as in the study conducted in our laboratory by Bourmita et al. (2013). It demonstrated that the aqueous leaf extracts of these plants significantly affected the mortality of *A. ochraceus* workers. The study also revealed the  $LT_{50}$  of the 5% concentration of the leaf and stem extracts of *C. procera* were at  $LT_{50} = 54.24$  min and  $LT_{50} = 58.54$  min, respectively, and the 4% concentration of the leaf extract of *P. tomentosa* was at  $LT_{50} = 94.97$  min.

Mueen et al. (2005) reported that *C. procera* is possessed acaricidal, schizonticidal, antimicrobial, anthelmintic, insecticidal, anti-inflammatory, antidiarrheal,



anticancerous, and larvicidal activities. In medicine, it was used to treat common ailments such as fever, rheumatism, indigestion, cough, cold, eczema, asthma, elephantiasis, nausea, vomiting, and diarrhea (Rashmi et al., 2011). Elimam et al. (2009) examined the insecticidal activity of the leaf extract of *C. procera* and reported that the aqueous leaf extract of *C. procera* showed a high level of toxicity against the larvae of mosquitoes, *Anopheles arabiensis* and *Culex quinquefasciatus*. Sharief et al. (2019) also examined the insecticidal activity of ethanolic, butane, and distilled water extracts of the leaves and flower of *C. procera* and found that they were effective against the house fly *Musca domestica*.

Butanolic extract of the leaves of *P. tomentosa* with  $LT_{50} = 244.960$  min showed significant toxicity against *A. ochraceus*. A 100% mortality was obtained by 10% concentration of the extracts after 24 hr of treatment. *Pergularia tomentosa* has been exploited in traditional medicine as having antioxidant, antibacterial, antifungal, insecticidal, and cytotoxic activities documented by Al-Mekhlafi and Masoud (2017). The insecticidal activity of *P. tomentosa* was also reported that its crude methanol extract and its isolated cardenolides had potent antifeedant activity against the cotton leafworm, *Spodoptera littoralis* (Green et al., 2011). Furthermore, Acheuk and Doumandji-Mitiche (2013) reported that the alkaloids extract from the aerial part of *P. tomentosa* showed significant toxic and growth inhibitory effects against

the fifth instar nymph of the migratory locust, *Locusta migratoria*. Miladi et al. (2018) also reported that the flowers of *P. tomentosa* exhibited insecticidal activity against *L. migratoria*. However, a comparative study of ethanolic leaf extracts from the four selected plants against the larval stages of the dengue fever mosquito vector, *Aedes aegypti*, *P. tomentosa*, showed some larvicidal properties but with less efficacy (Asiry et al., 2017).

The ethyl acetate extracts of the leaves of *D. stramonium* with  $LT_{50} = 265.089$  min showed significant toxicity against *A. ochraceus*. Mortality of 100% was obtained by 10% concentration of the extract after 24 hr of treatment. The various parts of the plant (leaves, seeds, roots, and fruits) are used in medicine for different purposes (Tayoub et al., 2016). The plant extracts are acaricidal, insect repellent, antimicrobial, larvicidal, pesticide toxicity, antifungal, and vibriocidal (Aderonke et al., 2017). In addition, the plant comprises bioactive constituents like scopolamine, hyoscamine, tropane alkaloids, tannins, proteins, carbohydrates, saponins, steroids, flavonoids, phenols, and glycosides (Al-snafi, 2017; Debnath & Chakraverty, 2017). Abbasipour et al. (2011b) reported *D. stramonium* aerial part extract as an insect mortality factor. The concentration at  $LC_{50}$  of acetone extract is active as a toxicant against the cowpea weevil, *Callosobruchus maculatus*, and an oviposition deterrent. Swathi et al. (2012) reported that the ethanolic leaf extract of *D. stramonium* also has significant larvicidal and repellent activities against the mosquitoes, *Aedes aegypti*, *Anopheles*

*stephensi*, and *Culex quinquefasciatus*. A study by Jawalkar et al. (2016) revealed that the ethanol, chloroform, and acetone extracts of *D. stramonium* seeds were effective against the rice weevil, *Sitophilus oryzae*.

The results showed that butanolic leaf extract of *H. muticus* was significantly toxic against *A. ochraceus* with  $LT_{50} = 257.520$  min. The mortality of 100% was obtained by 10% concentration of the extracts after 24 hr of treatment. *Hyoscyamus muticus* was also reported for its tropane alkaloid content, and the main alkaloids present are scopolamine and hyoscyamine (Abed Elmaksood et al., 2016). Elsharkawy et al. (2018) reported that the methanolic extract of *H. muticus* exhibited an antifeedant effect on the fourth instar larvae of the cotton leafworm, *Spodoptera littoralis*. Abdel-Aziz et al. (2009) demonstrated that the alkaloidal chloroform fraction of the leaf and root extracts of the leaves and roots of *H. muticus* exhibited an acaricidal activity against the two-spotted spider mite, *Tetranychus urticae*.

The results obtained from our investigation showed that the plant extracts of *C. procera*, *P. tomentosa*, *D. stramonium*, and *H. muticus* used in this study have repellent and toxic effects on *A. ochraceus*. Therefore, they can be used as an effective anti-termite agent and can be suggested and used as a natural insecticide for termite control because they constitute a rich source of bioactive chemicals.

In addition to preliminary tests, developing new efficient anti-

termite treatment using natural products needs bio-guided fractionation. Therefore, less efficient fractions or extracts could be neglected for more advanced tests.

## CONCLUSION

The harvester termite, *Anacanthotermes ochraceus* (Isoptera: Hodotermitidae), is one of the most destructive termite pests. Therefore, using natural products of some Saharan plant species is a principal goal developed in our laboratory to discover effective and environmentally friendly termite control agents. The purpose of this study was to investigate the anti-termite effect of fractions against *A. ochraceus* from the aqueous leaf and stem extracts of four Saharan plant species, namely, the apple of Sodom or rubber bush, *Calotropis procera*, pergularia, *Pergularia tomentosa* (Asclepiadaceae), and jimsonweed, *Datura stramonium*, and Egyptian henbane, *Hyoscyamus muticus* (Solanaceae).

Of these plant species, our results have provided evidence on the efficacy of some Saharan plant species to be important sources of anti-termite treatment, especially *C. procera* and *P. tomentosa*. Therefore, our upcoming investigation will isolate and evaluate the anti-termite effect of compounds isolated from fractions and extracts from these plant species.

## ACKNOWLEDGEMENTS

We want to thank the General Directorate of Scientific Research and Technological

Development and the Ministry of Higher Education and Scientific Research of Algeria for the support given to this project.

## REFERENCES

- Abbasipour, H., Mahmoudvand, M., Rastegar, F., & Hosseinpour, M. H. (2011a). Bioactivities of jimsonweed extract, *Datura stramonium* L. (Solanaceae), against *Tribolium castaneum* (Coleoptera: Tenebrionidae). *Turkish Journal of Agriculture and Forestry*, 35(6), 623-629. <http://doi.org/10.3906/tar-1004-874>
- Abbasipour, H., Rastegar, F., Mahmoudvand, M., & Hosseinpour, M. H. (2011b). Insecticidal activity of extract from *Datura stramonium* (F.) (Solanaceae) against *Callosobruchus maculatus*. *Integrated Protection of Stored Products*, 69, 251-256.
- Abdel-Aziz, M. D., Mamdouh, A., Mahmoud, E. E., & Mohamed, E. M. (2009). Acaricidal activity and chemical constituents of *Hyoscyamus muticus* against *Tetranychus urticae* Koch. *Revista Latinoamericana de Quimica*, 37(1), 45-55.
- Abed Elmaksood, W. M., Ebad, F. A., & Bosila, H. A. (2016). *In vitro* propagation of the endangered medicinal plant *Hyoscyamus muticus* L. (Egyptian henbane). *Journal of Applied Environmental and Biological Sciences*, 6(4), 25-34.
- Acheuk, F., & Doumandji-Mitiche, B. (2013). Insecticidal activity of alkaloids extract of *Pergularia tomentosa* (Asclepiadaceae) against fifth instar larvae of *Locusta migratoria cinerascens* (Fabricius 1781) (Orthoptera: Acrididae). *International Journal of Science and Advance Technology*, 3(6), 8-13.
- Aderonke, S. A., Opeyemi, N. A., Oladipupo, A. L., Isiaka, A. O., & Abdulateef, A. G. (2017). Chemical constituents and anti-inflammatory activity of essential oils of *Datura stramonium* L. *Journal of Medicinal Plants Studies*, 5(1), 21-25.
- Al-Mekhlafi, N. A., & Masoud, A. (2017). Phytochemical and pharmacological activities of *Pergularia tomentosa* L. - A review. *Indo American Journal of Pharmaceutical Sciences*, 4(11), 4558-4565. <http://doi.org/10.5281/zenodo.1069010>
- Al-Snafi, A. E. (2017). Medical importance of *Datura fastuosa* (syn: *Datura metel*) and *Datura stramonium* - A review. *IOSR Journal of Pharmacy*, 7(2), 43-58. <http://doi.org/10.9790/3013-0702014358>
- Asiry, K. A., Hassan, S. S. M., Ibrahim, N. A., Al-Khurairji, I. A., Kehial, M. A., Al-Anazi, N. A., Al-nasser, A. S., & Al-Shehri, A. Z. (2017). Larvicidal efficacy of ethanolic leaf extracts of four selected local plants from hail region, northern Saudi Arabia, against the dengue fever vector, *Aedes aegypti* (L.) under laboratory conditions. *International Journal of Mosquito Research*, 81(43), 81-87.
- Bourmita, Y., Cheriti, A., Ould El Hadj, M. D., Mahmoudi, K., & Belboukhari, N. (2013). Anti-termite activity of aqueous extracts from Saharan toxic plants against *Anacanthotermes ochraceus*. *Journal of Entomology*, 10(4), 207-213. <http://doi.org/10.3923/jc.2013.207.213>
- Cheriti, A. (2002). *Plantes médicinales du Sud-Ouest Algérien criblage phytochimique et évaluation biologique* [Medicinal plants of South West Algeria [Medicinal plants of South West Algeria phytochemical screening and biological evaluation]. Center of Scientific and Technical Research on Arid Regions.

- Debnath, T., & Chakraverty, R. (2017). Newer insights into the pharmacological activities of *Datura stramonium*. Linn.: A review. *Indo American Journal of Pharmaceutical Research*, 7(9), 441-444. <http://doi.org/10.5281/zenodo.1036407>
- Dipendra, S., Baby, S., & Dutta, B. K. (2012). Potential of some plant extracts to control termite pest of tea (*Camellia sinensis* L. (O) Kuntze) plantations of Barak Valley, Assam. India. *International Journal of Tea Science*, 8(4), 3-9.
- Dodji, K. B., Seth, N. W., Déla, M. A., Koffivi, K. G., & Adolé, G. I. (2016). Termiticidal activities of few plant extracts against *Macrotermes subhyalinus* Smeathman and *Trinervitermes geminatus* Wasmann (Isoptera: Termitidae) survival. *African Journal of Agricultural Research*, 11(28), 2475 -2480. <https://doi.org/10.5897/AJAR2016.11146>
- Elimam, A. M., Elmalik, K. H., & Ali, F. S. (2009). Efficacy of leaves extract of *Calotropis procera* Ait. (Asclepiadaceae) in controlling *Anopheles arabiensis* and *Culex quinquefasciatus* mosquitoes. *Saudi Journal of Biological Sciences*, 16(2), 95-100. <http://doi.org/10.1016/j.sjbs.2009.10.007>
- Elsharkawy, E. R., Ed-dra, A., Abdallah, E. M., & Ali, A. M. H. (2018). Antioxidant, antimicrobial and antifeedant activity of phenolic compounds accumulated in *Hyoscyamus muticus* L. *African Journal of Biotechnology*, 17(10), 311-321. <http://doi.org/10.5897/AJB2017.16316>
- Finney, D. J. (1971). *Probit analysis* (3rd ed.). Cambridge University Press.
- Funke, G. A., Olayiwola, O. A., Olajide, A. O., & Tunde, J. A. (2015). Potentials of *Azadirachta indica* seed oil as bio-preservative against termite attack on wood. *Asian Journal of Plant Science and Research*, 5(12), 1-5.
- Green, P. W. C., Veitch, N. C., Stevenson, P. C., & Simmonds, M. S. J. (2011). Cardenolides from *Gomphocarpus sinaicus* and *Pergularia tomentosa* (Apocynaceae: Asclepiadoideae) deter the feeding of *Spodoptera littoralis*. *Arthropod Plant Interact*, 5(3), 219-225. <http://doi.org/10.1007/s11829-011-9131-x>
- Hridayesh, A., Babu Ram, S., & Kavindra, S. (2016). Insecticidal activity of *Calotropis procera* leaves against mustard aphid, *Lipaphis erysimi* (Kalt) and its natural predator *Coccinella septempunctata* (Linn). *Research Journal of Chemical and Environmental Sciences*, 4(5), 53-55.
- Jawalkar, N., Zambare, S., & Zanke, S. (2016). Insecticidal property of *Datura stramonium* L. seed extracts against *Sitophilus oryzae* L. (Coleoptera: Curculionidae) in stored wheat grains. *Journal of Entomology and Zoology Studies*, 4(6), 92-96.
- Kamble, K. J., & Thakor N. J. (2017). Biotermiticides to protect the soil health. *International Journal of Environmental and Agriculture Research*, 3(5), 73-79. <http://doi.org/10.25125/agriculture-journal-IJOEAR-MAY-2017-9>
- López-Naranjo, E. J., Alzate-Gaviria, L. M., Hernández-Zárate, G., J Reyes-Trujque, J., & Cruz-Estrada, R. H. (2014). Termite resistance of wood-plastic composites treated with zinc borate and borax. *Journal of Thermoplastic Composite Materials*, 29(2), 281-293. <https://doi.org/10.1177/0892705714563343>
- Miladi, M., Abdellaoui, K., Regaieg, H., & Omri, G. (2018). Effects of latex from *Pergularia tomentosa* and the aggregation pheromone, phenylacetoneitrile, on *Locusta migratoria* larvae. *Tunisian Journal of Plant Protection*, 13, 87-98.
- Mokeddem, A., Cheriti, A., Bourmita, Y., & Belboukhari, N. (2017). Effet insecticide des extraits des

- plantes *Warionia saharae* et *Gymnocarpus decander* sur les termites [Insecticidal effect of extracts of plants: *Warionia saharae* and *Gymnocarpus decander* against termites]. *PhytoChem and BioSub Journal*, 11(3), 138-142. <https://doi.org/10.163.pcbsj/2017.11.3.138>
- Mueen, A. K. K., Rana, A. C., & Dixit, V. K. (2005). *Calotropis* species (Asclepiadaceae) - A comprehensive review. *Pharmacognosy Magazine*, 1, 48-52.
- Nazeer, A., Zelle, H., Misbah, U. H., Saif, U.-R., Misbah, U., & Saeed, A. (2016). Effect of different plant extracts on termite species (*Heterotermis indicola*). *Journal of Bioresource Management*, 3(2), 9-16. <https://doi.org/10.35691/JBM.6102.0049>.
- Ranjith, M., Bajya, D. R., & Manoharan, T. (2015). Field study on repellent efficacy of *Crotalaria burhia* Buch.-Ham. ex Benth. and *Anacardium occidentale* L. against *Odontotermes obesus* (Rambur). *Indian Journal of Natural Products and Resources*, 6(4), 288-292.
- Rashmi, Singh, K. P., & Arya, S. (2011). Phytochemical profile and evaluation of insecticidal efficacy of *Calotropis procera* against defoliators. *Journal of Medicinal Plants Research*, 5(31), 6738-6743. <http://doi.org/10.5897/JMPR11.774>
- Sahay, N. S., Prajapati, C. J., Panara, K. A., Patel, J. D., & Singh, P. K. (2014). Anti-termite potential of plants selected from the SRISTI database of Grassroots Innovations. *Journal of Biopesticides*, 7, 164-169.
- Schneider-Orelli, O. (1947). *Entomologisches Praktikum-Eifurung in die land- um forstwirtschaftliche insektenkunde* [Entomologisches internship in the agricultural and forestry insectology]. Sauerländer & Co.
- Sharief, M. T. M., & Eldoma, H. A. E. (2019). The effect of solvent and distilled water extraction of *Calotropis* spp. on housefly. *Journal of Chemical Science and Engineering*, 2(3), 122-125.
- Swathi, S., Murugananthan, G., Ghosh, S. K., & Pradeep, A. S. (2012). Larvicidal and repellent activities of ethanolic extract of *Datura stramonium* leaves against mosquitoes. *International Journal of Pharmacognosy and Phytochemical Research*, 4(1), 25-27.
- Tayoub, G., Sulaiman, H., & Alborzi, M. (2016). Quantitative identification of Atropine and Scopolamine in wild datura (*Datura metel*) using HPLC. *Journal of Natural Products*, 9, 21-28.
- Vinothkumar, B., Shanmugapriya, R., Sangamithra, S., & Kuttalam, S. (2018). Efficacy of clothianidin 50 WDG against termites in sugarcane. *Journal of Sugarcane Research*, 8(1), 66 -75.
- Zoubiri, S., & Baaliouamer, A. (2014). Potentiality of plants as source of insecticide principles. *Journal of Saudi Chemical Society*, 18(6), 925-938. <https://doi.org/10.1016/j.jscs.2011.11.015>

